

**Hours of Operation**

Lifts	9:00 a.m. – 4:00 p.m.
Lodge	8:00 a.m. – 5:30 p.m.
Rental Shop	8:00 a.m. – 4:30 p.m.

**Terrain**

Base Elevation	10,790 feet	Total Skiable Acres	800 acres
Summit Elevation	11,952 feet	Lift Access Acres	670 acres
Vertical Drop	1,162 feet	Hiking Access Terrain	130 acres

**On-Mountain Safety**

Regardless of how you decide to enjoy the slopes, please show courtesy to others and be aware that there are elements of risk in skiing and snowboarding that common sense and personal awareness can help reduce. Please ski with caution and within your abilities.

**Colorado Ski Safety Act**

"Skier" means any person using a ski area for the purpose of skiing, which includes, without limitation, sliding downhill or jumping on snow or ice on skis, a toboggan, a sled, a tube, a snowbike, a snowboard, or any other device; or for the purpose of using any of the facilities of the ski area, including but not limited to ski slopes and trails.

**WARNING**

Under Colorado Law, a skier assumes the risk of any injury to person or property resulting from any of the inherent dangers and risks of skiing and may not recover from any ski area operator for any injury resulting from any of the inherent dangers and risks of skiing, including: Changing weather conditions; existing and changing snow conditions; bare spots; rocks; stumps; trees; collisions with natural objects, man-made objects, or other skiers; variations in terrain; and the failure of skiers to ski within their own abilities.

**Skier Responsibility Code**

- This is only a partial list. Please be safety conscious. Endorsed by the National Ski Areas Association.*
1. Always stay in control and be able to stop or avoid other people or objects.
  2. People ahead of you have the right of way. It is your responsibility to avoid them.
  3. You must not stop where you obstruct a trail or are not visible from above.
  4. Whenever starting downhill or merging into a trail, look uphill and yield to others.
  5. Always use devices to help prevent runaway equipment.
  6. Observe all posted signs and warnings. Keep off of closed trails and out of closed areas.
  7. Prior to using any lift, you must have the knowledge and ability to load, ride, and unload safely.

**In Case Of An Accident**

Use the international sign of skis/board crossed upright in the snow at the scene and, if possible, have someone stand uphill to alert other skiers/riders to stay clear. Ask someone to locate the nearest Monarch Employee and ask them to contact Ski Patrol with the exact location of the accident and the type of injury. Do not leave the injured person alone or remove their equipment. Do not move them or attempt to treat them unless you are qualified in first aid.

**Avalanche Risk**

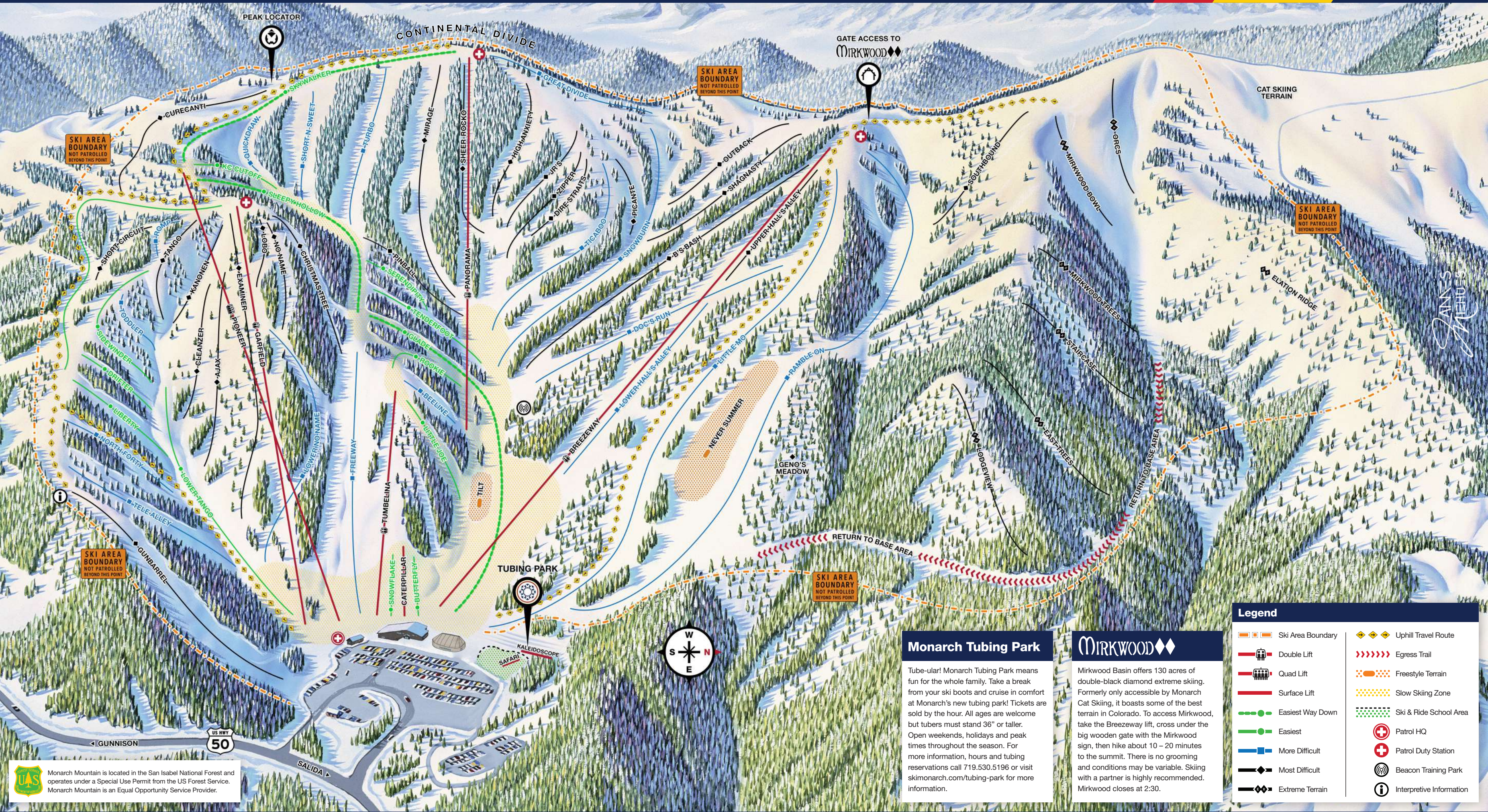
While snow safety and avalanche mitigation efforts help reduce the risk of avalanches, avalanches and snow slides may occur at ski areas, both inside and outside of the posted boundaries. Avalanches are an inherent risk of the sport due to the nature of snow and its application on steep mountainous terrain. Become educated on how to reduce the risk of injury or death from avalanches through your own actions and awareness. Visit [www.avalanche.org](http://www.avalanche.org) or contact the Monarch Ski Patrol for further information on the risks and prevention of avalanche-related injuries or death.

**Tree Wells & Snow Immersion**

Tree wells can be dangerous. The voids that exist around the bases of trees can trap skiers and riders who fall into them. Please ski/ride with a buddy and treat tree wells with extreme caution. Learn more about tree wells and snow immersion here: [www.deepsnowsafety.org/](http://www.deepsnowsafety.org/)

**Unmanned Aircraft Policy**

Monarch does not allow the public use of unmanned aircraft (also called drones) at any time. Those who wish to use unmanned aircraft for any purpose must first acquire written permission from Monarch Mountain.



**Monarch Tubing Park**

Tube-ular! Monarch Tubing Park means fun for the whole family. Take a break from your ski boots and cruise in comfort at Monarch's new tubing park! Tickets are sold by the hour. All ages are welcome but tubers must stand 36" or taller. Open weekends, holidays and peak times throughout the season. For more information, hours and tubing reservations call 719.530.5196 or visit [skimonarch.com/tubing-park](http://skimonarch.com/tubing-park) for more information.

**MIRKWOOD**






















Mirkwood Basin offers 130 acres of double-black diamond extreme skiing. Formerly only accessible by Monarch Cat Skiing, it boasts some of the best terrain in Colorado. To access Mirkwood, take the Breezeway lift, cross under the big wooden gate with the Mirkwood sign, then hike about 10 – 20 minutes to the summit. There is no grooming and conditions may be variable. Skiing with a partner is highly recommended. Mirkwood closes at 2:30.

**Legend**

- |                   |                          |
|-------------------|--------------------------|
| Ski Area Boundary | Uphill Travel Route      |
| Double Lift       | Egress Trail             |
| Quad Lift         | Freestyle Terrain        |
| Surface Lift      | Slow Skiing Zone         |
| Easiest Way Down  | Ski & Ride School Area   |
| Easiest           | Patrol HQ                |
| More Difficult    | Patrol Duty Station      |
| Most Difficult    | Beacon Training Park     |
| Extreme Terrain   | Interpretive Information |



Lift Information


Name	Type	Terrain	Vertical Feet
Garfield		  	850
Pioneer		  	796
Tumbelina		 	330
Caterpillar			60
Breezeway		  	830
Panorama		  	800

\*Safari lift is for Ski + Ride School only.  
\*Kaleidoscope lift serves the Monarch Tubing Park only.

It's your responsibility to know how to use the lift safely. Need assistance? Ask the lift attendant for help. Smallest kids should load closest to the attendant. Remove and carry backpacks on your lap. Do not use phones, music, or games while loading or unloading. Please, no smoking in the lift lines or while riding the lift.


Our Partners



 At Monarch Mountain, we really care about the environment and minimizing our impact. If you are not planning to take this trail map home with you, please recycle it in one of the trail map recycle bins.

Uphill Travel Policy

Uphill Travel during operating hours (9 a.m. – 4 p.m.) is allowed only on official uphill routes as designated on this trail map, and is restricted to skis, split boards, and snowshoes. Sledding is prohibited at all times. The Colorado Ski Safety Act applies to all uphill travelers. To get an uphill ticket valid for the entire season, visit the Guest Services Desk, pay a small fee, and sign a waiver. Monarch Season Pass holders may receive an uphill season ticket at no additional cost.

 Uphill travel routes are marked by a diamond-shaped yellow sign with a black arrow.



Ski Patrol HQ

Members of the Ski Patrol are easy to spot in red uniforms with white crosses on them. Their main responsibilities are to provide pre-hospital care for injured guests, safe skiing education and guest services. If you need help, do not hesitate to call Patrol (719.530.5111) or stop a patroller to ask questions, directions, or for other information.

Cat Skiing Yurt

This is where guests who have signed up for a day in the backcountry with Monarch Cat Skiing will check in. Skiers and riders will meet their guides, go through the Cat Skiing orientation, and gather for lunch in the afternoon.

Parking Information

As always, parking is 100% free. When you enter the parking lot, the Base Area Services folks will direct you where to park and will also be able to answer any questions you may have. We even have an electric vehicle charging station on the south end of the Main Lodge, right beside the Tunnel Entrance



skimonarch.com

Main Lodge

General Info

Ticket windows are located on the north side of the Main Lodge. The Guest Services desk is on the main level just inside the upper level entrance. Restrooms are located on the mid-level and the tunnel level of the Main Lodge.

Sidewinder Saloon

Mid-level of Main Lodge  
Daily, 10:30 a.m. – 5:30 p.m.  
Happy Hour starts at 3 p.m.  
This is the place to go for a sit-down meal with access to a full-service bar. Enjoy some nachos or a juicy burger paired with a local brew or our famous Bloody Mary.

Gunbarrel Cafeteria

Slope-side level of Main Lodge  
Monday – Thursday, 10:30 a.m. – 2 p.m.  
Friday – Sunday, 8 a.m. – 3 p.m.  
If you like to maximize your time on the slopes, this is your best bet. Cafeteria-style grab and go fare gets you back on the hill quickly! Stop in for a full lunch or grab a quick snack to munch while riding the lift.

Java Stop

Main level of the Main Lodge  
Daily, 7:30 a.m. – 4:30 p.m.  
There is no better place for a quick cup of hot cocoa and a light snack. Oh, and coffee. *Definitely* coffee.

Elmo's Bar

Slope-side level of the Main Lodge  
Saturday and Sunday, 9 a.m. – 4 p.m.  
Also open for holidays and other peak times  
Catch the game and have a cold local brew or cocktail in our full-service bar with slope-side views.

Outer Edge Gear & Gifts

Upper level of the Main Lodge  
Daily, 8:30 a.m. – 4:30 p.m.  
Your one-stop-shop for gear and gifts. Whether you need a new jacket or just some sunscreen, the Outer Edge has everything you need. Find high quality brands such as Patagonia, Hestra and Smith and gear up for a great day on the mountain.

Rental & Lesson Center

Commonly referred to as 'The RLC', this is where you'll find reservations, the equipment rental shop, ski lesson and childcare check-in, restrooms, and lockers. If you need to rent equipment, we'll fit you with boots, size you for skis and poles or a snowboard, and get you out on the hill with the equipment you need. Lockers accept credit cards and you'll have all day in/out access with a pin of your selection.

Children's Center

Daily, 8:45 a.m. – 4:15 p.m.  
We offer childcare for ages 3 – 6. Our highly qualified Children's Center Staff is trained in first aid and CPR. Check in for all childcare and Children's Center Lessons in The RLC. Leave your little ones with us, and go get some grown-up turns. Everyone will enjoy themselves!

Tubing Park Check-in

Visit the Tubing Park Check-in Yurt to purchase Tubing Park tickets, watch the safety video and sign waivers.

Totally Tube-ular!

Monarch Tubing Park offers fun for the whole family! No experience necessary. Bundle up, grab the whole crew and laugh your way down. We even have a rope tow to pull you back to the top. Tickets are sold by the hour. Take a break from your ski boots and come check it out. Tickets are sold at the Tubing Check-in Yurt. For more information, hours and reservations please call 719.530-5196 or visit skimonarch.com/tubing-park.



Learn to ski or ride like a natural!

Monarch Ski + Ride School has many options for ski and snowboard instruction. Whether it's your first time or you want to take your skills to the next level, we've got something for you!

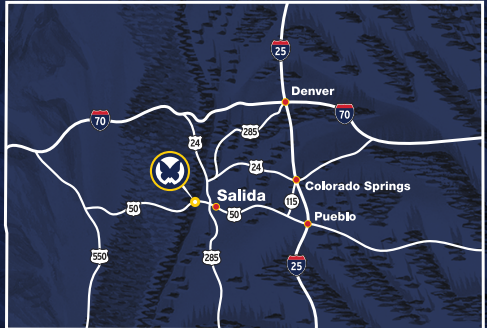
When you're here, you're family. No matter what lesson you choose, you can look forward to a fun and friendly learning environment where you will develop your skills, feel encouraged, and be inspired. Lesson options include individual private or semi-private lessons, group lessons, customized family lessons, multi-day programs and specialized clinics. We even have a Mini & Me lesson for you and your tiny tot. Learn how to ski or snowboard like a pro or fall in love with the mountain all over again.

Treat yourself and catch first tracks in our Early Bird Special; polish your skills first thing in the morning and ride like a rock star for the rest of the day!

Lessons, programs and clinics may be subject to change.

For more information visit [skimonarch.com](http://skimonarch.com) or call 719-530-5000.

Where Are We?




Monarch Mountain is located on US Highway 50, about 20 miles west of Salida. We are perched on top of the Continental Divide in the San Isabel National Forest, in the heart of Colorado's mountains.


Mail Us  
#1 Powder Place  
Salida, CO 81201


Call Us  
719.530.5000


Visit Us  
[skimonarch.com](http://skimonarch.com)

Find Us

 @monarchmtn  
 @monarchmountain  
 @monarchmountain

 Just so you know, free WiFi is available throughout the Main Lodge. ;)



 PowderMonarch, LLC is an equal opportunity service provider and employer. Monarch Cat Skiing operates under special use permit from the USDA Forest Service, San Isabel National Forest.

